



## **TH'OWXIYA: THE HUNGRY FEAST DISH – THE FILM | STUDY GUIDE**

This Study Guide includes suggestions about preparing your students for a digital performance to help them get the most from the story. Included is a history of the author, a synopsis, pre and post-performance activities, drama games, colouring pages, and ideas on how to use the performance to enhance aspects of your education curriculum. The exercises within are designed to help students respond to the themes and the musical and dramatic elements presented in the film.

**Please copy and distribute this guide to your students and fellow teachers**

### **CREDITS**

- » Written by Joseph A. Dandurand.
- » Direction by Lelinh Du and Chris McGregor.
- » Director of Photography Angelica Perez Anzures.
- » Set, Props, Mask and Costume Design by Jay Havens.
- » Sound Design and Editing by Noah Valentine Meyer and Stephen Bulat.
- » Film Editing by Lelinh Du and Angelica Perez Anzures.
- » Stage Managed by Petrice Brett.
- » Performed by Chelsea Rose, Deneh'Cho Thompson, Cassandra Bouchier, Merewyn Comeau, and Nick Benz.
- » Recorded Hang Drum by Jerrett Plett.
- » Original Composition by Marguerite Witvoet.
- » Mask carving and background design by Carrielynn Victor.
- » Feast Dish carving by Steven Beaver.
- » Original Feast Dish carving by Earl Moulton and Don Froes.

Please contact the Axis Theatre Company office for more information.

LOCAL: 604 669 0631

TOLL FREE: 1 866 294 7943

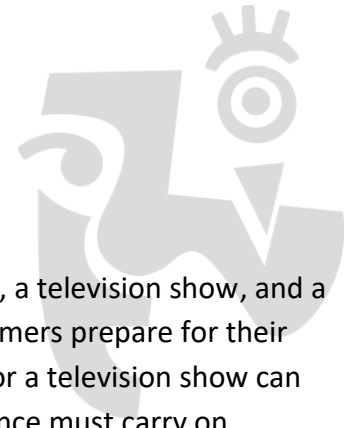
EMAIL: [petrice@axistheatre.com](mailto:petrice@axistheatre.com) WEBSITE: [www.axistheatre.com](http://www.axistheatre.com)



# CONTENTS

PRE-PERFORMANCE ACTIVITIES .....	3
MOTION PICTURE VS LIVE THEATRE.....	3
HOW TO BE A POSITIVE AUDIENCE MEMBER .....	3
SYNOPSIS .....	3
CHARACTERS .....	4
VOCABULARY.....	5
THEMES .....	6
RESEARCHING AND REFLECTING ON FIRST NATIONS CULTURES .....	6
THE DRUM .....	7
ORIGINS OF THE STORY .....	8
ABOUT THE AUTHOR.....	10
Q&A WITH AUTHOR JOSEPH A. DANDURAND .....	11
POST-PERFORMANCE ACTIVITIES .....	12
REVIEW THE SHOW .....	12
DISCUSS THE THEME OF RESPECT FOR THE ENVIRONMENT .....	13
STORYTELLING WORKSHOP (SUGGESTED GRADES K-7).....	13
SHARING CIRCLE/COMMUNITY CIRCLE (SUGGESTED GRADES K-7) .....	13
STEPPING INSIDE (SUGGESTED GRADES 2-7) .....	14
SELF PORTRAIT .....	14
GEOGRAPHY .....	14
PROBLEM SOLVING (SUGGESTED GRADES K-7) .....	14
DRAMA GAMES.....	15
PANTOMIME .....	15
MIRRORS .....	16
WHAT ARE YOU DOING? .....	16
PLAYING WITH SONG AND STORY.....	16
PUPPETRY ACTIVITIES .....	17
MOVING WITH STRINGS.....	17
FUN WITH PUPPETS! .....	18
PUPPETEER .....	18
HAND PUPPET TALK SHOW .....	18
PUPPET MONSTERS.....	18
MAKE A HAND PUPPET! .....	19
REFLECTING ON THE DESIGN .....	20
SET .....	20
ACTING/MOVEMENT/STAGING .....	20
MUSIC.....	21
APPENDIX.....	22
LIST OF ANIMALS - PANTOMIME.....	22
COLOURING PAGES .....	23
TEACHER RESOURCES .....	25
CURRICULUM CONNECTIONS   K-7.....	25
FIRST PEOPLE'S PRINCIPLES OF LEARNING.....	27
WEBSITES FOR REFERENCE .....	27
MEDIA LINKS .....	27
ABOUT AXIS THEATRE COMPANY .....	28

# PRE-PERFORMANCE ACTIVITIES



## MOTION PICTURE VS LIVE THEATRE

Talk about the similarities and differences between watching a movie, a television show, and a “live” theatre presentation. Include discussions about how the performers prepare for their roles in each of the situations. For instance, how an actor in a movie or a television show can redo a scene if a mistake is made versus an actor in a “live” performance must carry on regardless of mistakes. Also discuss how an audience impacts each type of performance.

Remind your students to notice the way that the set, costumes, and live music help make the performance of **TH’OWXIYA: THE HUNGRY FEAST DISH** exciting and fun to watch!

## HOW TO BE A POSITIVE AUDIENCE MEMBER

Next, prepare your students for watching a “live” performance by discussing the characteristics of a positive audience member. For example, a positive audience member:

- Will sit quietly so everyone around can see and hear the performance.
- Will listen attentively and remain focused on the actors and musicians.
- Will not distract performers by moving about or by waving or calling out to performers.
- Will laugh and applaud appropriately.
- Will contribute to the performance when asked.

## SYNOPSIS

Indigenous Storytellers spin the Kwantlen First Nation tale of **TH’OWXIYA: THE HUNGRY FEAST DISH**. The mouth of Th'owxiya holds the most wonderful foods from around the world. However, if you steal from her, you will pay a terrible price, for Th'owxiya has developed a taste for children! When a hungry Mouse, Kw’at’el, takes a piece of cheese from Th'owxiya’s mouth, they are caught. To appease the ogress, Kw’at’el must bring two children for her to eat before the second moon rises or Th’owxiya will eat their whole family! With the help of two Bears, a Raven and a Sasquatch, Kw’at’el sets forth on a journey for knowledge and forgiveness.

**TH’OWXIYA: THE HUNGRY FEAST DISH** takes inspiration from Hansel and Gretel and the First Nations story of The Wild Woman of the Woods.

## CHARACTERS

**Storytellers/Syuwe:** [soo-way] Like a Greek chorus (or a group of storytellers helping to explain events). Each actor plays the role of a Storyteller. They introduce each scene. They change the Spindle Whorl as the story moves forward.


**Th'owxiya:** [tho-wox-eeya] A feast dish that lies on her back. She has a large open mouth. In the spirit world she is a cannibal woman, a basket ogress who likes the taste of children and any other foods found in the spirit world.

**Sasq'ets:** [sass-kets] A servant for Th'owxiya. Sasquatch has become bored with their duties and is at risk of being eaten by Th'owxiya.

**Kw'at'el:** [kwa-a-tel] A very quick and skittish mouse who likes cheese and chasing their tail.

**Theqa:t/Spa:th:** [thay-ket/spa-ath] A young Tree/Bear. When they enter the spirit world they appear as young frightened trees who have lost their parents. They soon realize they must become young bears in order to face the many challenges of survival in the spirit world.

**Sqeweqs:** [skway-ex] A very sly and cool raven.



## VOCABULARY

**Th'owxiya:** [tho-wox-eeya] The hungry feast dish. Th'owxiya is a great and powerful spirit woman who is said to eat children.

**Sasq'ets:** [sass-kets] Sasquatch. Sasquatch was a powerful but generally benign supernatural creature in the shape of a very large, hairy wild being. Kwantlen people consider spotting a sasquatch as good luck. There's an even better endowment – a golden gift – if the Sasquatch sees you.

**Kw'at'el:** [kwa-a-tel] Mouse, a small rodent with a large family.

**Sqeweqs:** [skway-ex] Raven, a large blackbird known to be a trickster in Kwantlen culture.

**Theqa:t** [thay-ket] Tree.

**Spa:th:** [spa-ath] Bear.

**Sp'oq'es:** [spo-kus] Eagle.

**Chitmexw:** Owl.

**Qw'o':ntl'an:** Kwantlen, a First Nation village on the Fraser river, upriver of Musqueam.

**Squa'lets:** Translates to “where waters divide,” a Kwantlen village.

**Celebration Song:** A traditional song accompanied by drumming to mark a celebration in the community.

**Welcoming Song:** A message that can indicate that you are welcome into the village.

**Plank House:** A traditional west coast First Nations style of house made of wooden planks. It is built in such a way that it can be easily unassembled, transported, and reassembled.

**Longhouses:** Usually built from cedar, a wooden log style building for communal gatherings in Pacific Northwest First Nations.

**Door Mouth:** The opening or door at the front of a traditional plank house.

**Totem:** A totem is a way that Indigenous people depict the stories of their family and their culture through carvings. One example is the totem pole, prevalent in Coast Salish First Nations.

**Basket Ogress:** Another name for the Wild Woman of the Woods, the spirit woman in Coast Salish folklore.

**Feast Dish:** A large, carved dish made for celebrations or ceremonies to hold gifts for the community.

**Cannibal:** A being who eats the flesh or organs of another member of its own species.

**Sacrifice:** To give up (something important or valued) for the sake of other considerations.

**Debt:** Something owed or due from someone to someone else.

**Spindle Whorl:** A disc fitted onto a spindle (long stick) to increase and maintain the speed of the spin. Used to make fleece into yarn.

**Spirit World:** An imaginary world beyond our own full of spirits and magic.

**Sleeping Worm:** A worm in the spirit world that causes an instant and deep sleep when eaten and helps spirits to enter the spirit world.

**Sweet Berries:** Huckleberries, a berry native to the west coast used as food and traditional medicine by First Nations peoples of the Pacific Northwest and Interior BC.

**The Hang:** A musical instrument in the idiophone class created in the early 2000 by Felix Rohner and Sabina Schärer in Bern, Switzerland. This instrument was recorded for the production; it is constructed from two half-shells of deep drawn, nitrided steel sheets glued together at the rim leaving the inside hollow and creating a distinct 'UFO shape'. The top ("ding") side has a centre 'note' hammered into it and seven or eight 'tone fields' hammered around the centre. (In our play we have the Hang Drum recorded).

## THEMES

- » Respecting the environment.
- » Problem solving and friendship.
- » Courage, cooperation and honour.
- » Mask, puppets, music and songs as a form of communication.

## RESEARCHING AND REFLECTING ON FIRST NATIONS CULTURES

*(Suggested Grade: K-4)*

1. What do you already know about First Nations peoples?
2. What is a reserve? Why do many First Nations peoples live on reserves?
3. Who are Elders? Why are they important?
4. What First Nations stories or songs do you know?
5. What examples of dance, drama, music, and visual arts in Native cultures have you seen, heard, or do you know about?
6. Which ancestral First Nation(s) territory(ies) is your school built on?

*(Suggested Grade: 5-7)*

1. What assumptions do people make about First Nations peoples (e.g. they only live in rural areas)?
2. What are some of the challenges faced by Indigenous peoples in Canada (e.g. poverty, lack of clean drinking water, racism, Residential Schools)?
3. Why are some of our First Nations peoples not living on reserves and why have they left (e.g. schooling, living conditions, etc.)?
4. Who are the Métis and Inuit peoples?
5. Can you name a famous indigenous artist, songwriter, actor, or performer?

**Teacher Note:** You may want to reference Cory Payette, Margo Kane, Kevin Loring, Buffy St. Marie, Chief Dan George, Corrine Hunt, Graeme Greene, Bill Reid, Tomson Highway, Rita Joe.

## THE DRUM

In a circle, do a shared reading of the following information about drums:

- In the Kwantlen Nation, drumming is a very important part of their traditions and culture. To the Kwantlen people drumming brings down the spirit of the occasion.
- The drum is a very important part of First Nations music.
- The drum is the beat that all the dancers move to.
- Some people say that the drum makes the sound of a heartbeat.
- In a way, the drum is the heart of the potlatch or powwow.
- The host drum is usually made up of a group of about eight men.
- The drummers sit around a very large drum that is about one and a half meters in diameter.
- The drum is made out of deer, elk, buffalo, or cowhide, and each person has a leather mallet that they beat in unison on the drum. In the first production of **TH'OWXIYA** the drums were made by the original cast. They are wood frames covered in elk hide.
- Each potlatch or powwow has a host drum, and usually several guest drums.
- Men are the traditional drummers, but women often take part by singing the songs with the drummers. It would be pretty hard to have a powwow without a drum. Ceremony songs are usually sung in the traditional language of the drummers.
- Some songs are centuries old, while others were written more recently.
- There are also songs that use sounds, called vocables, instead of words.
- The drummers sing syllables like “Ah Hey Yah Ho,” which makes it possible for everyone to join in.



The image above is a drawing made by a student who watched TH'OWXIYA at the Richmond Children's Festival. Can you identify the different characters?



## ORIGINS OF THE STORY

Th'owxiya is a scary spirit. Some say she is a giant. She has great powers. Elders would tell children that if they did not listen and behave that Th'owxiya would take them into the forest and eat them. Although she is scary she also has the power to bring good fortune to anyone who has seen her. She cannot see very well and can be easily avoided as a result. She is also said to be rather drowsy and dimwitted. For Kwantlen people, she is a mythological being used to teach children to listen and to not venture off alone or else she may take them.

**Stó:lō Nation** <http://www.sfu.museum/time/en/panoramas/beach/culture/>

Stó:lō are the original inhabitants of the Fraser Valley; they have been there since time immemorial and continue to live there today. The villages along the Fraser River housed hundreds of people in large structures called longhouses that have stood for hundreds of years in one location-passed down from one generation to the next. Prior to initial contact with European newcomers, the Stó:lō population was estimated to number up to 30,000 people.

**Kwantlen Nation** <http://www.kwantlenfn.ca/> and <https://www.surreyhistory.ca/kwantlen.html>

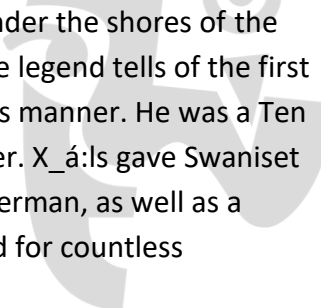
The Kwantlen are part of the Stó:lō Nation (or *river people*) inhabiting the river around the Fraser Valley. The Stó:lō share a common language known as Halkomelem (Halq'eméylem), of the Coast Salish language family. Since time immemorial, the Kwantlen First Nations people live by the seven traditional laws that guided their ancestors: health, happiness, generations, generosity, humbleness, forgiveness and understanding. Through learning, family, health, their culture and traditions and looking after their lands and resources, they are tireless in their spirit to make a better world for future generations. In working together and learning from their Elders, they are respectful, proud, independent, and responsible.

The Kwantlen (Qw'ʔntl'en) First Nation were recorded in 1827 as the largest group on the lower Fraser, with a traditional territory extending from Mud Bay in Tsawwassen, through the Serpentine and Salmon Rivers and along the Fraser River, east past Mission. Kwantlen (Qw'ʔntl'en) is a hun'qumi'num word meaning “tireless hunters”, or “tireless runners”.



This image is a design for the front of the large spindle whorl that sits near the back of the set. Can you spot the two spirit bears, two salmon, and the raven?





Elders explain how X\_á:ls (the Creator), placed the Kwantlen people under the shores of the Fraser River so they would have access to the area's rich resources. The legend tells of the first Kwantlen named **Swaniset**, meaning to come or appear in a mysterious manner. He was a Ten Sweyil, or a descendent of the sky, who suddenly appeared on the River. X\_á:ls gave Swaniset all the tools and knowledge needed to become a great hunter and fisherman, as well as a leader. Under Swaniset and his successors the Kwantlen people thrived for countless generations.

Salmon was the primary resource to the Kwantlen people and was the basis of their economy and held sacred as a gift from X\_á:ls. The salmon runs determined the seasonal cycle of the Kwantlen people who joined many other Nations in their summer homes on the tributaries and lakes to fish and preserve, by either smoking or wind drying the salmon for winter. There were reportedly upwards of 5,000 First Nations who gathered in the Kwantlen territory to fish and trade. This peaceful economic trade between the Nations allowed for a rich cultural interchange and preserved cultural unity.

**Musqueam Nation** <http://www.musqueam.bc.ca/>

The Musqueam people have lived in their present location for thousands of years. Their traditional territory occupies what is now Vancouver and surrounding areas. The name Musqueam relates back to the River Grass, the name of the grass is məθkʷəy̓. There is a story that has been passed on from generation to generation that explains how they became known as the xʷməθkʷəy̓əm (Musqueam) - People of the River Grass.

## ABOUT THE AUTHOR



Above is an image of TH'OWXIYA playwright, Joseph A. Dandurand.

Director of the Kwantlen Cultural Centre, Joseph A. Dandurand brings a wealth of experience and knowledge to his role as a storyteller. A member of Kwantlen First Nation located on the Fraser River, he has been a storyteller since he was a young man. His talent and passion for words and sharing stories has followed him through the many journeys of his life.

An accomplished poet, playwright, researcher, archaeologist and proud father of three children, Joseph received a Diploma in Performing Arts from Algonquin College and studied theatre and direction at the University of Ottawa. He was the Indigenous storyteller in residence at the Vancouver Public Library in 2019. He has produced several plays for adults and youth, including works as the Playwright-in-Residence for the Museum of Civilization in Hull in 1995 and a radio script, *St. Mary's*, produced by CBC Radio in 1999.

He is also the author of twelve books of poetry, including *I Want* (Leaf Press, 2015), *Hear and Foretell* (Bookland Press, 2015) and *The Rumor* (Bookland Press, 2018). His latest title, *SH:LAM (The Doctor)*, will be released by Mawenzi Press in April 2019.



Here is another student drawing, this one is a representation of the character Sqeweqs, the raven. If you are familiar with the story, can you guess which part of the show the student captured?

## Q&A WITH AUTHOR JOSEPH A. DANDURAND

1. What does this story mean to you?

**J.D:** “I have to think back 30 years ago. I was an intern in a pilot program for aboriginals to study museology at the new Museum of Civilization. My internship included working with the in-house interpretative theatre company. I would spend days in the Grand Hall, where I first met the feast dish Th’owxiya. For me, this story shows the beginnings of a playwright. This story took a life of its own as I began to explore the many spirits and characters that come from our people. This story is a gift that will carry on for generations to come.”

2. What is your background?

**J.D:** “My father was white and my mother is from Kwantlen. I am also a registered member of the Nooksack people located just across the border. My grandfather was Nooksack. I am and have always believed that I am Kwantlen. My background is in education. I have studied at Algonquin College and University of Ottawa, where I studied acting and direction. As far as my writing, I am self-taught and have been writing plays and poetry for the past 25 years.”

3. Tell us about the traditions of music and storytelling in First Nations culture.

**J.D:** “Our traditions, ceremonies, and rituals have been here since we began as a people. The use of both story and music can be found in any ceremony that we perform. There is not one without the other. Even the sharing of a meal will include a dinner song to bless the food.”

4. Tell us about the characters in the play.

**J.D:** “The characters in this play are ones that I use throughout my work. I constantly use spiritual beings. I write a lot about the raven and the wolf but also about being a fisherman. The river and the fish are very prevalent in my work. I think the fact that I live on an island has a lot to do with that. The use of characters has many elements. I believe that children will learn from this story to welcome animal spirits into their everyday lives.”

5. Tell us about the setting in the play.

**J.D:** “The story is set in a simple Kwantlen village. With our traditional longhouses, there is a single door for each family, but in this tale, the doorways are for the Spirits. Our spirits, though some live inside, are mainly found outdoors: along the river, on top of a mountain, in the sky, or simply in the open where a feast dish lives.

## POST-PERFORMANCE ACTIVITIES

There are a variety of ways for students to respond to, reflect on and analyze dramatic and musical performances. For example: talking, writing, stories, art, singing and playing drama games.

The following suggestions will help engage your students in activities where fun and laughter are often as important as the building of critical thinking, self-awareness and confidence skills. Choose the activities that are best suited to your grade level and, if necessary, modify the skill level of the activities to meet the needs of your students.

### REVIEW THE SHOW

Now that your students have seen **TH'OWXIYA: THE HUNGRY FEAST DISH**, it is the perfect time to expand on their excitement and interest in storytelling and music and to discuss ideas and themes presented in the performance.

The following questions can be used for whole group discussions or for sharing with a partner or in a small group. After sharing with a partner or small group, students can take turns sharing ideas with the whole group.

If using the questions as sentence starters for a writing activity, the students can also draw pictures to accompany their writing.

- » Who was your favourite character? Why?
- » How did the actors use their voice, body and movement to make the characters more believable in the performance?
- » What character would you like to have as a friend? What makes them a good friend??
- » What character would you not want to have as a friend? Why?
- » If you could be an actor in **TH'OWXIYA** which character would you like to be? Why?
- » What do you think it takes to be a good actor or musician or drummer?
- » What was the scariest part of the performance? What made it scary?
- » What was the funniest part of the performance? Why did you find it funny?
- » What part of the performance surprised you the most? Why?
- » If you were the writer of the film, what would happen next?
- » The Spa:th and Sqeweqs work hard to help their friend Kw'at'el. Which friends have you helped in difficult times? What did you do to help them?
- » What did you notice about the costumes and masks in the performance?
- » How did the costumes and masks make the performance more interesting?

## **DISCUSS THE THEME OF RESPECT FOR THE ENVIRONMENT**

In **TH'OWXIYA: THE HUNGRY FEAST DISH**, the Raven (Sqeweqs) talked about the earth: "Should we eat the earth? Yes, but we must not eat too much. We must save some for the next generation. Remember that, do not eat too much of the earth. Save some." Why do we want to save the earth for other generations?

David Suzuki works very hard to educate people on the environment and climate change, please visit his website for more information on what you can do to help;

<http://www.davidsuzuki.org/what-you-can-do/>

## **STORYTELLING WORKSHOP (SUGGESTED GRADES K-7)**

Have students retell the story using their creativity and imagination. For younger students, you can provide loose parts and black mats as part of a storytelling workshop and have students tell their story to you while you scribe for them. Older students can write a summary of their favorite scene of the play or create a skit in groups. Encourage your students to be as creative as possible! The sky's the limit!

## **SHARING CIRCLE/COMMUNITY CIRCLE (SUGGESTED GRADES K-7)**

A sharing circle or a community circle is a way to gather the class to share or discuss a topic. You may bring in or create an item such as a special rock or stick as a symbolism of a talking object. During circle time, the object is passed along to each individual in an orderly manner. Explain to the class that the person who has the talking object is the only one who should be talking and sharing ideas. The rest of the class is paying attention by caring and listening. Here are some sample questions or topics:

- 1) What did you like about the film?
- 2) What did you learn from the film?
- 3) Choose someone in your family who you admire. Why did you choose that person?
- 4) Name one thing that you are thankful for.
- 5) What is culture? What is heritage?
- 6) Why is it important to learn about different cultures?
- 7) What makes your heritage special?
- 8) What does friendship mean to you? Why are friends important to you?
- 9) If you could use one word to describe your best friend, what would it be?
- 10) I will always remember the time when ...
- 11) When I was young, I .... with...

## STEPPING INSIDE (SUGGESTED GRADES 2-7)

Have your students ‘step inside’ the lens of a character and discover what it would be like to be in their shoes. Some things you may want students to explore include the character’s feelings, opinions, values, characteristics, and relationship to other characters etc. This can be a free write/ journal entry or a 2-3 minute monologue as the character.

## SELF PORTRAIT

As a group, brainstorm a list of categories that make up identity, i.e. culture, community, gender, family, friends, likes/dislikes. Have students draw a picture of themselves and identify some of the things that they feel are important about them. Children begin to develop a “self-concept” around age 3. At this time, they categorize themselves with *this or that* labels, such as *short or tall*. Elementary age children have a deeper definition of what makes them unique and should be able to list aspects of themselves, their family and their culture that they think make up their more complex sense of self.

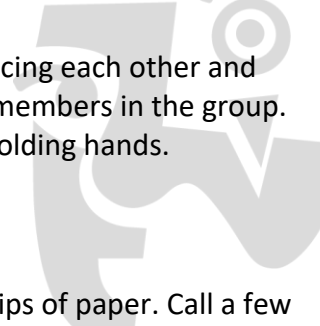
## GEOGRAPHY

Make a colourful map of the different First Nations regions in your area. Discuss how these regions intersect with the cities and towns in the area.

## PROBLEM SOLVING (SUGGESTED GRADES K-7)

Problem-solving and decision making are important skills for students to learn and challenge their thinking. Below are some activities that will allow students to build on their listening skills as well as collaboration. Students will also get the opportunity to expand on their creativity and thinking styles. Adapt and modify the activities based on the needs and abilities of your students.

- » **Alphabet Game** (Suggested Grade: K-4)
  - Have students stand or sit in a circle. Choose a category such as animals, food, clothing, or countries. Have students go around in a circle and call out words in alphabetical order. If students hesitate after 5 seconds, they are out of the game.
  - For example: alligator, bald eagle, cat, donkey, elephant, fox...etc.
  - For example: apple, banana, carrot, donut, eggplant, figs...etc.
  
- » **Tower Building** (Suggested Grade: K-7)
  - There are many possibilities and variations for this activity. For younger students, you may choose to provide marshmallows and toothpicks (or spaghetti). For older students, you can provide newspapers, tape and dowels. The objective is to have students work collaboratively and build the tallest standing tower.

- 
- » **Human Chain** (Suggested Grades: 3-7)
    - Have students get into groups of 5-6. Stand in a circle facing each other and place both hands in the middle. Hold hands with other members in the group. The objective is to unwind the human chain while still holding hands. Communication and patience is key for this game.
  
  - » **Impromptu Skits** (Suggested Grades: 2-7)
    - Prepare a list of problem-solving scenarios written on slips of paper. Call a few students up in front of the class, ask them to choose a folded slip of paper. Give students 3-5 minutes to talk and prepare. Encourage students to improvise and work with the scene.

Examples of scenarios:

- » Forgot to pick up your baby sister from daycare
- » Lost your cell phone
- » Lost in the woods
- » Forgot your lunch at home
- » Your friend asks you to do a dare

Additional resources: Primary Online Interactive Problem Solving Games:

<http://pbskids.org/games/problem-solving/>

## **DRAMA GAMES**

### **PANTOMIME**

A great way to start playing with drama is with simple pantomimes. Explain to your students that acting is showing. By NOT using words during a pantomime, they must show, not tell.

Copy the list of animals in the Appendix and cut out the names of the animals. Have students draw an animal, by themselves or with a partner, and take turns acting like their chosen animal. Encourage the students to exaggerate their body movements in order to help their classmates guess the animal they are portraying.

The students may also be encouraged to come up with their own ideas for pantomimes. Get them started with these suggestions: tying a shoe, brushing teeth, eating spaghetti, riding on a skateboard, playing basketball, or painting a mural.



## **MIRRORS**

A game of mirrors is a great group activity that gets students working together and paying close attention to each other. Have the students pair off in A/B partners around the classroom. To begin, A will be the actor and B the mirror. The two partners face each other and partner A begins to move and partner B will mirror everything that partner A does. When you call out “switch,” partner B will become the actor and partner A will be the mirror. Do this a few times throughout the activity.

## **WHAT ARE YOU DOING?**

Ask your students to get in a circle, one person is in the centre doing a mimed activity, someone jumps in and asks, “What are you doing?” The person in the centre says something different from what they are doing; the person who jumped in mimes that new activity.

Example: the person in the middle is cutting the lawn, the person jumps in and asks “What are you doing?” The person in the middle says “screwing in a light bulb”, the person that jumped in mimes “screwing a light bulb”, and so on around the circle.

## **PLAYING WITH SONG AND STORY**

Using a familiar song that the students love to sing, write a class story related to the song. Add characters, simple dialogue and actions that can help make the song come alive! By combining the story and the song, the students will experience the fun of participating in a musical drama. Challenge the students to vary the tone of their voices and to use body movements to help portray the personalities of the characters in the story. Experiment with using simple sound effects, props and costumes.

# PUPPETRY ACTIVITIES



Puppetry is a style of performance where a person called a puppeteer moves a puppet. The individual who is controlling the puppet speaks with the unique voice of the puppet and coordinates the physical movement and action of the puppet's body. Internationally, there is a wide range of puppetry styles, from hand and rod puppets to mouth puppets to shadow puppets. As an art form, puppetry is over 3,000 years old. A marionette is a puppet controlled from above using wires or strings. A marionette's puppeteer is called a marionettist.



The images starting from top left to bottom right show a white goat marionette puppet on strings, the right image is a fuzzy red bear hand puppet on a puppeteer's arm. The bottom left image is of two tabletop puppets, they are about the size of dolls, their heads and arms are being manipulated by two puppeteers. The bottom right image has a silhouette of a shadow puppet of two Kwantlen girls in a canoe, the background is a projection of a riverbank, taken from the Axis film *Kwi'ah: The Girl Who Heals*.

## MOVING WITH STRINGS

If you have a wide-open space with lots of room to move and walk freely, get the students to walk in the space. Now add tempo, ranging from 1-5, with one being very slow (like slow motion) and 5 being a rigorous pace. Tell the students that when you call out a body part, they are to imagine that a string is attached to that body part. Tell them that the movement they make with that body part should be light and airy.

## **FUN WITH PUPPETS!**

Start by getting everyone into a circle formation. Ask your students to think about how the puppet that they made moves and speaks. Next, in the character of their puppet, get them to introduce themselves to the puppet beside them and then take turns asking each other questions about their puppets. Then, get your students to switch puppets with their partner and create a new voice and personality with the new puppet that they are holding.

## **PUPPETEER**

Arrange the students into groups of threes. Tell each group that one student will be the voice of the puppet while the other two students will be the arms and the moving the head of the puppet – for this activity it’s great to use a large stuffed animal or a simple puppet made from large sheets of paper. Give the students a setting like a water park or a restaurant and then ask them to think of how their puppet will perform in the setting. Play the game again but have two sets of puppets interact with each other in the imaginary setting that you give them.

## **HAND PUPPET TALK SHOW**

Get three people to come up to the front of the class seated on chairs. You will also need a “talk show host” who keeps the show moving. Get each student to introduce their puppet as a famous person (for example: Olaf, The Little Mermaid, or whomever they would like to play). The members of the audience will put up their hands and ask the puppets questions. The host/facilitator should invite steady dialogue between the puppets and the audience members.

## **PUPPET MONSTERS**

This is a great game to practice simple improvisational skills! First, get your students to pair up and decide on a location where the scene will take place. Some ideas might include at school, at the playground, or playing a sport on a field. With the puppet that each student has made (or by using their hand as a puppet), get each pair of students to pretend that they have both encountered a monster and that they need to find a way to get away from the monster or else it will eat their puppet!

## MAKE A HAND PUPPET!

Puppets can be made from lots of different materials. Below are two class friendly crafts.

### SOCK PUPPET

Materials:

- clean old sock
- yarn
- buttons
- coloured construction paper
- pieces of felt or material
- scissors
- glue stick
- markers, crayons or coloured pencils
- pipe cleaners



Decide on what kind of puppet you want to create. For ideas, visit

<https://www.playideas.com/25-playful-puppet-crafts-kids/>.

### PAPER BAG PUPPET

Materials:

- brown paper bag
- coloured construction paper
- scissors
- glue stick
- wiggle eyes
- pompoms
- markers, crayons, coloured pencils



For how to create a monster puppet pictured above click the following link

<https://iheartcraftythings.com/paper-bag-monster-puppets.html>.

## REFLECTING ON THE DESIGN

Ask individual or small groups of students to focus on the following components of the film design:

### SET

- What First Nation iconography did the students see in the set (e.g. the spindle whorl, the plank house, the totem door entrance, etc.)?
- How did the actors use the set to represent the spirit world in the story?
- What were the different places that the set represented (e.g. The Spirit World, the Great Mountain)?
- How did the actors use the set to communicate what they were doing (e.g. climbing around, through, over, etc.)?
- How were the puppets incorporated into the set?



This is a design drawing by Jay Havens, inspired by traditional long houses and totem door entrances. This particular house belongs to Kw'at'el, the mouse, you can tell because of the mouse imagery on the totem door entrance, also called a door mouth.

### ACTING/MOVEMENT/STAGING

- What different ways did the actors represent their characters? What were the different characters and animals/creatures portrayed by the six actors? This includes the use of puppets and the one character only using their voice.
- How do the actors change from one character to another (i.e. from the Storyteller to their animal characters)? What techniques did the actors use to change from one character to another?



## MUSIC

- How did the music and sound effects suggest different locations (dream world, spirit world) and how did the record music create mood and atmosphere?
- How did the actors create sound effects with their vocal sounds, body percussion, found objects, drums, rattles?

1. In a circle, have students share, one at a time, appropriate body sound possibilities.

For example:

- Suggest an environment and have students each create and share a sound found in it (e.g. the forest, the river, by the ocean). Discuss and experiment with changing dynamics, volume, tempo, and colour.

2. In the film, there are several locations described that inspire sound.

Give small groups of students one of the following locations or situations from the film and ask them to create a soundscape:

- A peaceful mountainous windy outdoor location.
- Inside Sqeweqs' dream.
- High above the great mountains.
- Running in the forest.
- The Spirit World.
- Hiding from Th'owxiya.
- The thunderous laughter of Th'owxiya.



Kw'at'el



Sqeweqs



Sasq'ets

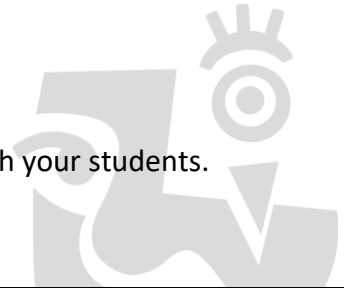


Spa:th

The drawings above show preliminary designs by Jay Havens for the characters in **TH'OWXIYA**. Their costumes, masks, and actors change a little bit with each new iteration of the show.

## APPENDIX

Please print and distribute the areas of this Appendix as you see fit with your students.



### LIST OF ANIMALS - PANTOMIME

Tl'elqtele (Deer)	Steqo:ya (Wolf)
Kw'at'el (Mouse)	Spa:th (Bear)
Shxwoxw (Rabbit)	Chitmexw (Owl)
Wexes (Frog)	Swetiya (Porcupine)
Stheqi (Salmon)	Xep'i:tsel (Chipmunk)
Sqela:w (Beaver)	Sasq'ets (Sasquatch)
Sqeweqs (Raven)	Q'oyi:ts (Moose)
Skwó:wech (Sturgeon)	Sp'oq'es (Eagle)



**COLOURING PAGES**





# TEACHER RESOURCES

## CURRICULUM CONNECTIONS | K-7

### ARTS EDUCATION

Big Ideas - Students will understand that:

- People create arts to express who they are as individuals and community.
- People connect to others and share ideas through drama and music.
- Engaging in creative expression and experiences expands people's sense of identity and belonging.

Curricular Competencies - Students will be able to:

- Create artistic works collaboratively and as an individual, using ideas inspired by imagination, inquiry, experimentation, and purposeful play.
- Express feelings, ideas, stories, observations, and experiences through the arts.

Content - Students will know:

- Elements in the arts: drama (character, time, place, plot).
- Symbolisms as expressions of meaning.

### CAREER EDUCATION

Big Ideas

- Strong communities are the result of being connected to family and community and working together toward common goals.
- Communities include many different roles requiring many different skills.
- Family and community relationships can be a source of support and guidance when solving problems and making decisions.

Curricular Competencies

- Recognize the importance of positive relationships in their lives.
- Identify and appreciate the roles and responsibilities of people in their schools, families, and communities.
- Recognize the need of others who can support their learning and personal growth.
- Identify and appreciate their personal attributes, skills, interests, and accomplishments and their growth over time.

Content - Connections to Community:

- Roles and responsibilities at home, at school, and in the local community.
- Personal Development: Emergent leadership skills including communication, motivation, and support.



## ENGLISH LANGUAGE ARTS

Big Ideas - Students will understand that:

- Everyone has a unique story to share.
- Stories and other texts help us learn about ourselves and our families.
- Language and text can be a source of creativity and joy.
- Texts can be understood from different perspectives.
- Exploring stories and other texts helps us understand ourselves and make connections to others and to the world.

Curricular Competencies - Students will be able to:

- Recognize the importance of story in personal, family and community identity.
- Use personal experience and knowledge to connect to stories and other texts to make meaning.
- Construct meaningful personal connections between self, text, and world.
- Respond to text in personal, creative, and critical ways.

Content - Students will know:

- Structure of story.
- Literary elements and devices.
- Oral language strategies (such as focusing on the speaker, taking turns, asking questions related to the topic, making personal connections, and making a relevant contribution to discussions).
- Presentation techniques.

## CORE COMPETENCIES CONNECTION

Positive Personal and Cultural Identity

- I am aware of myself as different from others.
- I can describe my family and community.
- I can identify my individual characteristics.
- I can describe/express my attributes, characteristics, and skills.

Social Responsibility

- I build and sustain positive relationships with diverse people, including people from different generations.

## SOCIAL RESPONSIBILITY PERFORMANCE

- » The themes in the production support an understanding of the importance of contributing to the community, solving problems in a peaceful way, defending human rights and exercising democratic rights and responsibilities.



## FIRST PEOPLE'S PRINCIPLES OF LEARNING

- » **TH'OWXIYA** incorporates the following First People's Principles of Learning:
  - Learning ultimately supports the well-being of the self, the family, the community, the land, the spirits and the ancestors.
  - Learning is holistic, reflexive, reflective, experiential and relational (focused on connectedness, on reciprocal relationships, and a sense of place).
  - Learning involved recognizing the consequences of one's actions.
  - Learning involves generational roles and responsibilities.
  - Learning recognizes the role of indigenous knowledge.
  - Learning is embedded in memory, history, and story.
  - Learning involves patience and time.
  - Learning requires exploration of one's identity.
  - Learning involved recognizing that some knowledge is sacred and only shared with permission and/or in certain situations.

>> First People's Principles of Learning provided by First Nations Education Steering Committee. (<http://www.fnesc.ca>)

## WEBSITES FOR REFERENCE

- The Museum of Anthropology at UBC <http://moa.ubc.ca/>
- David Suzuki Foundation <https://david Suzuki.org/>
- Indigenous Tourism BC <https://www.indigenousbc.com/>
- Native Drums, an exciting and innovative website devoted to the rich heritage of First Nations Culture and Music <http://www.native.drums.ca>
- A native-owned clearinghouse for native resources. Distributes books, videos, CD ROMs, etc. that are respectful of First Nations/Métis/ Inuit people, their history, and culture <http://www.goodminds.com/>
- Canadian Indigenous books for kids <https://www.rcaanc-cirnac.gc.ca/eng/1534445404086/1557777493081>
- Here is a website to help with the pronunciation in the Kwantlen Language. Enjoy! <http://www.firstvoices.com/en/Halgemeylem/word-categories>

## MEDIA LINKS

**FILM STILL:** [https://www.dropbox.com/s/71hs702uq4otxcz/1.460.1\\_1.460.1.jpg?dl=0](https://www.dropbox.com/s/71hs702uq4otxcz/1.460.1_1.460.1.jpg?dl=0)

**FILM TRAILER:** <https://vimeo.com/537808838>

## ABOUT AXIS THEATRE COMPANY

Axis Theatre Company exists to create physical theatre for the young and young-at-heart - exploring aspects of clown, commedia dell'arte, music, movement and puppetry to produce original plays. In the age of “looking down” at electronics, Axis Theatre draws young eyes up to engage them in interactive experiences that educate, inspire and transform. Telling stories in unique ways, Axis Theatre is guided by these words: inventive, youthful, kinetic, multicultural, smart and engaging.

Axis Theatre’s rich 46-year history has inspired 60+ new creations and our current mission is to create solely for young audiences. In the past seasons our productions have completed several BC, cross-Canada and international tours. In 2017, the BC Touring Council voted Axis Theatre Artistic Company of the Year.

Axis Theatre is led by Artistic Director, Chris McGregor; Managing Producer, Daune Campbell; Tour & Production Coordinator, Jillian Perry, Booking & Marketing Coordinator, Petrice Brett, and Artistic & Marketing Associate, Cassandra Bouchier. We are located in Vancouver, British Columbia. To learn more about Axis or our team please visit [www.axistheatre.com](http://www.axistheatre.com).

Axis Theatre acknowledges that we live, work and play on the unceded and traditional territories of the Coast Salish peoples – sḵw̓xwú7mesh (Squamish), sel̓ílwitulh (Tsleil-Waututh), and xʷməθkʷəy̓əm (Musqueam) nations.

---

Our shows are made possible through the generous support of these organizations:



Conseil des arts  
du Canada

Canada Council  
for the Arts



BRITISH  
COLUMBIA



BRITISH COLUMBIA  
ARTS COUNCIL  
An agency of the Province of British Columbia



*We acknowledge the financial assistance of the Province of British Columbia*

We would like to thank you for taking the time to use **TH’OWXIYA: THE HUNGRY FEAST DISH** study guide as a resource to support and strengthen your students’ experience with our production. If you or your students have any questions or comments, we would love to hear from you. We also welcome letters and drawings from the class and accept mail at:

**Axis Theatre Company, 1405 Anderson Street, Vancouver, BC Canada, V6H 3R5**

**[info@axistheatre.com](mailto:info@axistheatre.com)**

We wish you all the best in the school year and hope your experience is a positive one!